


1 PANEL MK J1⁶ AS SHOWN
1 DO MK J1⁶ OPP. HAND
1 PANEL MK G1⁶ AS SHOWN
1 DO MK G1⁶ OPP. HAND

MARK THIS END NORTH



1 PANEL MK G2⁶ AS SHOWN
1 DO MK G2⁶ OPP. HAND
1 DO MK J2⁶ AS SHOWN
1 DO MK J2⁶ OPP. HAND
1 PANEL MK G2⁶ AS SHOWN
1 DO MK G2⁶ OPP. HAND
1 DO MK J2⁶ AS SHOWN
1 DO MK J2⁶ OPP. HAND



1 PANEL MK J3⁶ AS SHOWN
1 DO MK J3⁶ OPP. HAND
1 PANEL MK G3⁶ AS SHOWN
1 DO MK G3⁶ OPP. HAND




SECTION D-D

BILL OF MATERIAL


PANEL MARK:	NO TOP BEAMS IN	LENGTH	NO BOT BEAMS IN	LENGTH	NO TOP GIRT IN	LENGTH	NO BOT GIRT IN	LENGTH	NO TOP CHAIRS IN	LENGTH	NO BOT CHAIRS IN	LENGTH	NO TOP CORNERS IN	LENGTH	NO BOT CORNERS IN	LENGTH	NO TOP ANGLES IN	LENGTH	NO BOT ANGLES IN	LENGTH
G2 ⁶ G4 ⁶	72	22'-0"	72	28'-0"	224	4'-1 1/8"	64	4'-6 3/4"	36	3'-10"	4	2'-0"								
J2 ⁶ J4 ⁶	192	25'-0"	192	28'-0"	672	4'-1"	192	4'-1"	96	3'-10"	-	-								
G2 ⁶ J3 ⁶	64	21'-0"	64	28'-0"	224	4'-1 1/8"	64	4'-0 3/4"	32	3'-10"	4	2'-0"								
H1 ⁶	36	27'-11 1/2"	36	27'-11 1/2"	112	4'-1 1/8"	32	4'-6 3/4"	16	3'-10"	2	27'-11 1/2"								
H2 ⁶	96	27'-11 1/2"	96	27'-11 1/2"	336	4'-1"	96	4'-1"	48	3'-10"	-	-								
H3 ⁶	32	27'-11 1/2"	32	27'-11 1/2"	112	4'-1 1/8"	32	4'-0 3/4"	16	3'-10"	2	27'-11 1/2"								

1/2" Rod
5/8" Rod
3/4" Rod
1/2" Rod
3/4" Rod




1 PANEL MK H1⁶ AS SHOWN
1 DO MK H1⁶ OPP. HAND

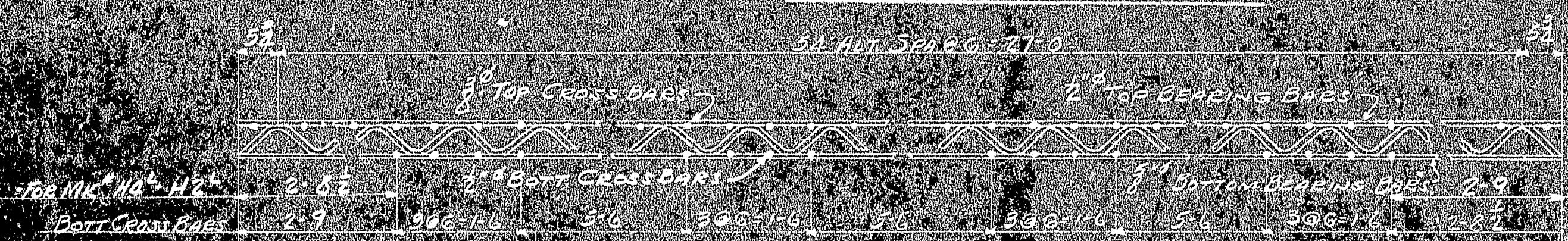
MARK THIS END NORTH




2 PANELS MK H4⁶ AS SHOWN
2 DO MK H4⁶ OPP. HAND
1 PANEL MK H2⁶ AS SHOWN
1 DO MK H2⁶ OPP. HAND



1 PANEL MK H3⁶ AS SHOWN
1 DO MK H3⁶ OPP. HAND



SECTION H-H



SPACING FOR TOP AND BOTTOM BEARING BRACKET

NOTE:
FOR FORMING SPACING SEE DWG 3031-8
FOR ALL OTHER NOTES SEE DWG 3031-1

CUSTOMER		RELiance STEEL PRODUCTS COMPANY	
THE PHOENIX BRIDGE CO. PITTSBURGH, PENNA.		RANKIN, (PITTSBURGH DISTRICT) PA. BRIDGE DEPARTMENT	
PROJECT P.W.A. PROJECT ME 10100		LOCATION DEER ISLE-JEDGWICK BRIDGE - HANCOCK COUNTY, ME	
CUSTOMER ORDER NO.	DATE	DRAWN	APPROVED BY
REFERENCE	DATE	CHECKED	DWG. NO.
REVISED	DATE	TRACED	CONTRACT NO.

